

Features

- Low reverse leakage
- High forward surge capability
- High reliability
- High temperature soldering guaranteed:
260 °C/10seconds,9.5mm lead length
- Lead and body according with RoHS standard
- Green compound with suffix "-F" on Marking



DO-27

Mechanical Data

- Case:DO-27 Molded plastic
- Epoxy: UL 94V-0 rate flame retardant
- Lead: Pure tin plated, lead free

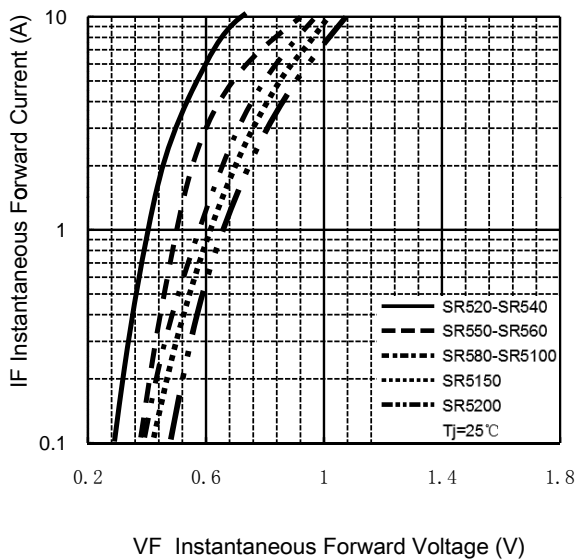
Maximum Ratings & Characteristics

Ratings at 25°C ambient temperature unless otherwise specified.

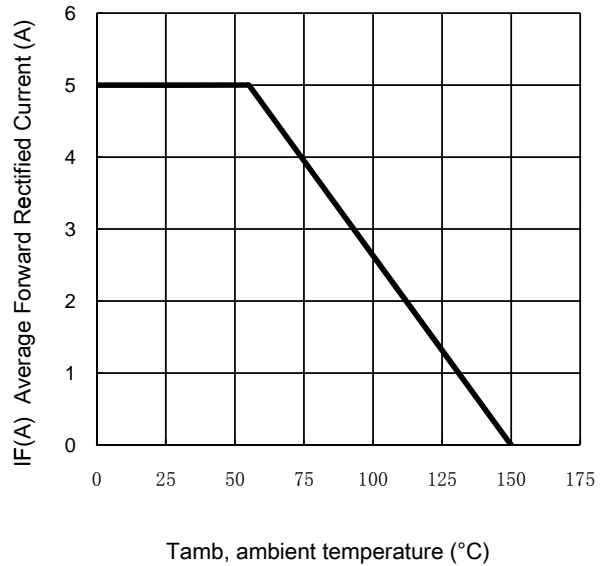
Parameter	Symbols	SR 520	SR 540	SR 560	SR 580	SR 5100	SR 5150	SR 5200	Unit
Maximum repetitive peak reverse voltage	V_{RRM}	20	40	60	80	100	150	200	V
Maximum RMS voltage	V_{RMS}	14	28	42	56	70	105	140	V
Maximum DC blocking voltage	V_{DC}	20	40	60	80	100	150	200	V
Maximum average forward rectified current	$I_{F(AV)}$	5.0							A
Non-repetitive peak forward surge current 8.3 ms singlehalf sine-wave	I_{FSM}	150							A
@ $I_F=5.0A$ Maximum forward voltage	V_F	0.50	0.70	0.85	0.92	0.95			V
@ V_{DC} Maximum reverse current	I_R	100			50				μA
$T_A=25^{\circ}C$ $T_A=100^{\circ}C$		20			10				mA
Typical thermal resistance (Note 1)	$R_{\theta JA}$	20							$^{\circ}C/W$
VR=4.0V,f=1MHz Type junction capacitance	C_j	190							pF
Operating junction and storage temperature rang	T_j, T_{STG}	-55 --- +125			-55 --- +150				$^{\circ}C$

Characteristic Curves

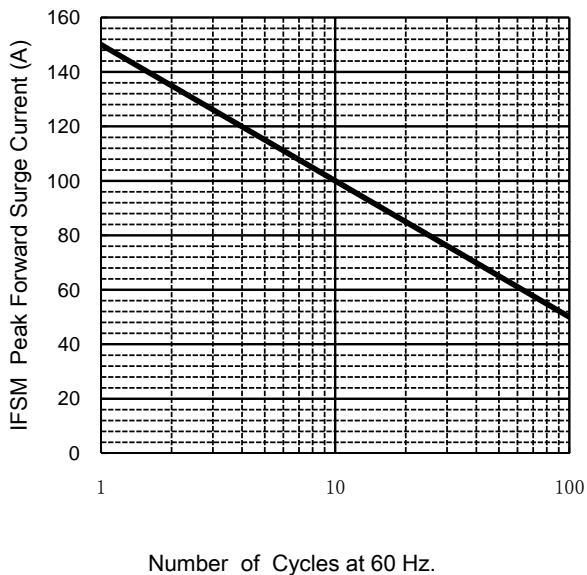
TYPICAL FORWARD CHARACTERISTIC



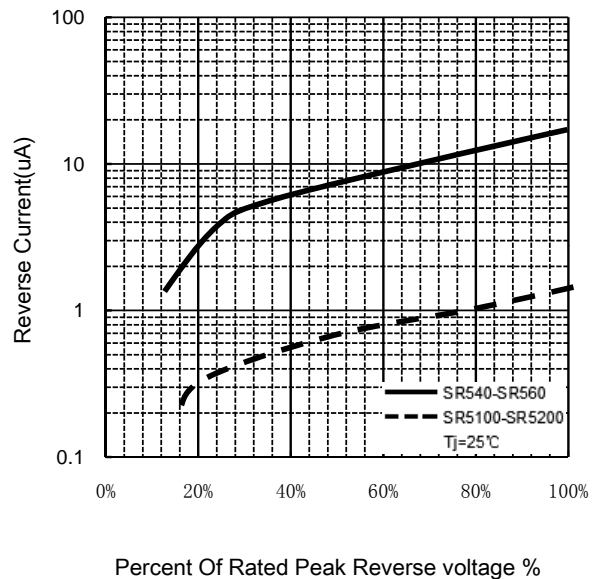
FORWARD CURRENT DERATING CURVE



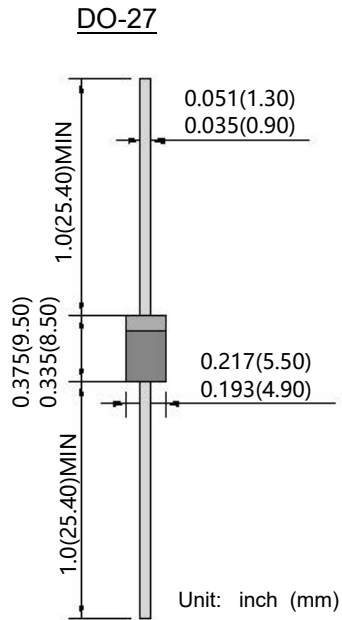
MAXIMUM NON REPETITIVE PEAK FORWARD SURGE CURRENT



Typical Reverse Characteristics



Package Outline



Package Information

Qty: 1,000 /Tape and reel
500 /Bulk